

Online Friend or Foe?

An interactive quiz to help you stay safe online! Let's learn how to spot the difference between real friends and people who might not have your best interests at heart.



The Meet-Up Request

"Hey! We've been chatting for a while. Want to meet up at the park this weekend? Just you and me!"

What should you do?

Red Flag Alert! Never meet online friends in person without a trusted adult

- Real friends respect boundaries and understand safety rules
- Tell a parent, guardian, or teacher right away

📌 Remember: Even if someone seems nice online, you can't be sure who they really are!



SCENARIO 2

The Photo Request

The Message

"Can you send me your picture? I want to see what you look like!"

Your Response

Stop! Never share photos with people you only know online. This is a major warning sign.

What To Do

Tell a trusted adult immediately. They can help you stay safe and handle the situation.

The School Question



"What school do you go to? Maybe we live near each other!"

Danger Zone!

Personal information like your school name, address, or where you hang out should **never** be shared online with people you don't know in real life.

Safe Information includes:

- Your first name only
- Favorite games or hobbies
- General interests like sports or reading



SCENARIO 4

The Password Trick

The Request

"If we're really friends, you should trust me with your password. I promise I won't tell anyone!"


The Truth

Real friends never ask for passwords! Your passwords are like keys to your house - they should stay private and secure.

Password Rules

- Never share with online friends
- Only share with parents/guardians
- Change it if you think it's been compromised

The Mean Messages



"You're so stupid! Nobody likes you. Don't tell anyone about our conversation or it will get worse."

This is Cyberbullying

Mean, threatening, or hurtful messages are **never okay**. You don't deserve to be treated this way, and it's not your fault.

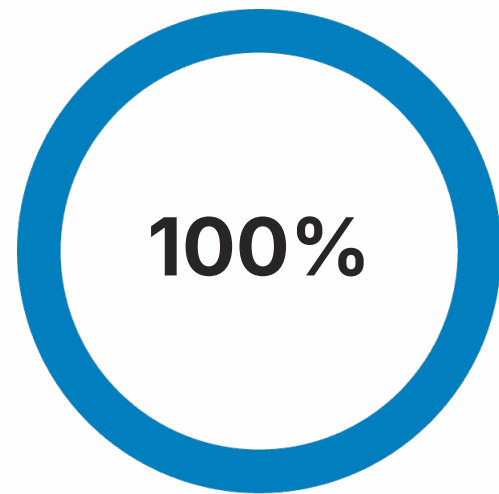
Take Action Now:

1. Don't respond to the bully
2. Save screenshots as evidence
3. Block the person immediately
4. Tell a trusted adult right away



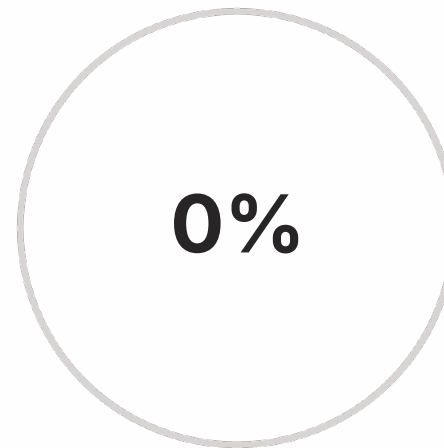
Your Safety Score

Understanding these scenarios helps you stay safe online! Here's how to recognize when something isn't right:



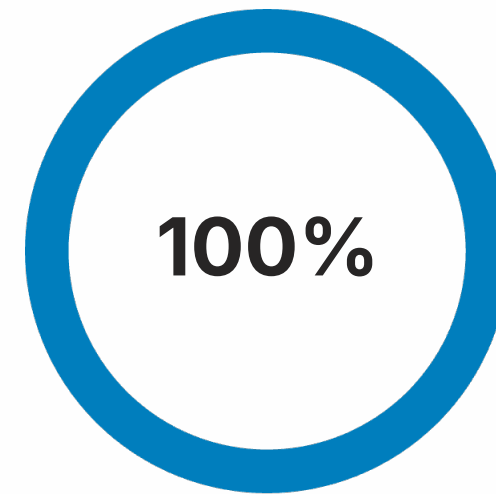
Always Tell an Adult

If any of these scenarios happen to you




Share Personal Info

With people you only know online



Trust Your Instincts

If something feels wrong, it probably is

 **Remember:** You can always talk to a parent, teacher, school counselor, or another trusted adult. They're there to help keep you safe!

About Cybersecurity Non-Profit

Making cybersecurity knowledge accessible to everyone through education, community, and practical resources.

Our Programs

- Business & Non-Profit Security
- Family Cybersecurity
- Kids Safety
- Senior Digital Safety
- Women's Security
- Parents & Educators

100% Free

Everything we offer is completely free because we believe everyone deserves access to cybersecurity education and resources.

Learn More

Website: csnp.org

Resources: csnp.org/resources

Visit us today to access free guides, tips, and tools for staying safe online!