

# Cyber Superhero Activity Book

An interactive adventure for kids ages 6-10 to learn cybersecurity and become digital defenders!



# Welcome, Cyber Superheroes!

## Your Mission

Join us on an exciting journey to become a Cyber Superhero! You'll learn how to stay safe online, protect your information, and help others do the same.

Inside this activity book, you'll find fun games, puzzles, coloring pages, and challenges that teach you super-important skills for staying safe in the digital world.



# Create Your Super-Strong Password!

1

## Make It Long

Use at least 8 characters - the longer, the stronger!

2

## Mix It Up

Combine uppercase, lowercase, numbers, and symbols like ! or #

3

## Keep It Secret

Never share your password with anyone except trusted grown-ups

**Try This:** Turn your favorite phrase into a password! "I love pizza 8 days a week" becomes "ILp8daW!"





# Spot the Phishing Challenge!

## What is Phishing?

Phishing is when bad guys pretend to be someone you trust to trick you into giving them information. Let's learn to spot the tricks!

## Warning Signs:

- Messages from people you don't know
- Asking for passwords or personal info
- Strange links or attachments
- Promises that seem too good to be true
- Spelling mistakes and weird-looking emails



**Superhero Tip:** When in doubt, ask a trusted adult before clicking!

# Safe vs. Unsafe Secrets

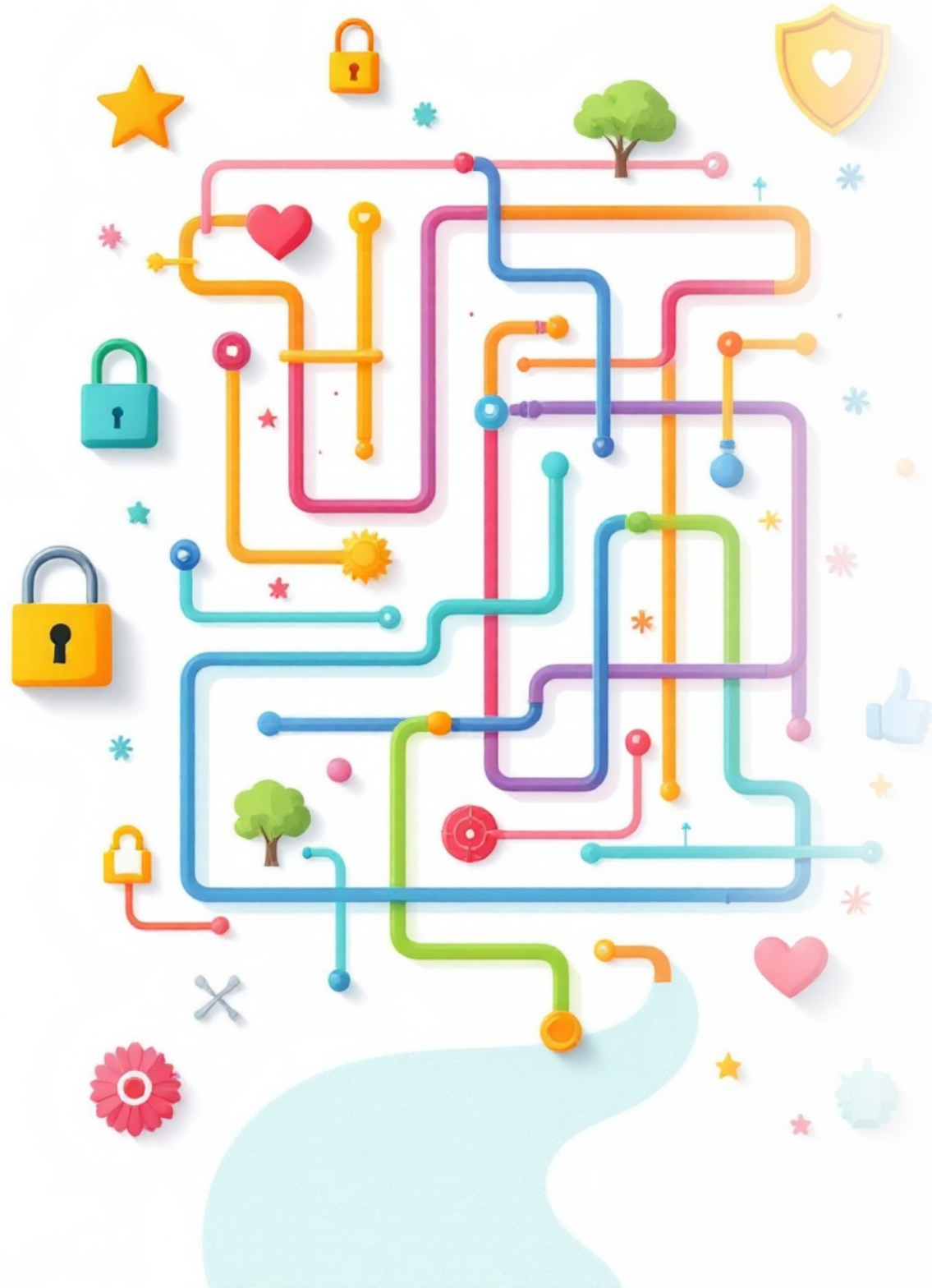
## ✓ Safe Secrets (It's OK!)

- Surprise birthday parties
- Special gifts you're planning
- Fun surprises for friends
- Things that make you feel happy and excited

## × Unsafe Secrets (Tell an Adult!)

- Someone asking you to keep a secret from parents
- Something that makes you feel scared or uncomfortable
- Being asked for passwords or personal information
- Anything that feels wrong or confusing

**Remember:** Safe secrets feel good. Unsafe secrets feel bad. Always talk to a trusted grown-up if you're unsure!




#### ACTIVITY 4

# Navigate the Internet Safety Maze!

Help the Cyber Superhero navigate through the internet safely! Along the way, collect these safety tools: strong passwords, antivirus shield, privacy settings, and trusted adult help. Avoid the dangers: viruses, phishing hooks, and cyber bullies.

- **Start at the safe website**
- **Collect all safety tools**
- **Avoid the dangers**
- **Reach the finish line safely!**

# Color Your Cyber Shield!



## Design Your Protection

Every superhero needs a shield! Color this cyber shield with your favorite bright colors. Add symbols that represent how you stay safe online.

### Ideas to Add:

- A strong lock for passwords
- A friendly adult helper
- Safety symbols like stars or shields
- Your superhero initials


**Make it yours!** Use yellow, blue, red, and any other colors you love.



## ACTIVITY 6

# Connect-the-Dots Security Tools

Connect the dots from 1 to 50 to reveal an important cybersecurity tool! Once you discover what it is, color it in with your brightest superhero colors.

 **Bonus Challenge:** Can you name three ways this tool helps keep you safe online?



# The Safe Surfing Rules

1

## Think Before You Click

Always check with an adult before clicking links or downloading anything.

2

## Keep Personal Info Private

Never share your full name, address, phone number, or school name online.

3

## Be Kind Online

Treat others the way you want to be treated. No bullying or mean comments!

4

## Tell a Trusted Adult

If something online makes you uncomfortable, tell a parent, teacher, or trusted grown-up right away.

5

## Use Strong Passwords


Create unique passwords and keep them secret (except from trusted adults).

# My Cyber Superhero Pledge

I, \_\_\_\_\_, promise to be a Cyber Superhero by:

- Using strong passwords and keeping them safe
- Being kind and respectful to others online
- Thinking before I click on links or share information
- Asking trusted adults for help when I need it
- Protecting my friends and family by sharing what I learn

Signed: \_\_\_\_\_ Date: \_\_\_\_\_

 **Take the pledge!** Sign your name and date it to officially become a Cyber Superhero!




# Design Your Superhero Cape!

## Create Your Identity

Every Cyber Superhero needs an awesome cape! Draw and color your own superhero cape. What colors will you choose? What symbols represent your cyber powers?

### Include These Elements:

- Your superhero name or initials
- Bright, bold colors
- Security symbols (locks, shields, stars)
- Special patterns or designs



**Pro Tip:** Think about what makes you special as a Cyber Superhero. Are you great at spotting phishing? Do you create super-strong passwords? Show it on your cape!

# Cyber Superhero Quiz Challenge!

“

## Question 1

Should you share your password with your best friend?

**Answer:** No! Only share with trusted adults.

”

“

## Question 2

What should you do if you receive a message from someone you don't know?

**Answer:** Don't respond! Tell a trusted adult.

”

“

## Question 3

Is it safe to click on every link you see?

**Answer:** No! Always ask an adult first.

”

**How did you do?** If you got all three right, you're well on your way to becoming a Cyber Superhero!





# You're Now a Certified Cyber Superhero!

10+

Activities  
Completed

Amazing job!

100%

Cyber Smart

You're ready!

1

Super Certificate

You earned it!



**Congratulations!** Print this page and fill in your name to display your Cyber Superhero certificate proudly!

# Keep Being a Cyber Superhero Every Day!



## Your Superpowers

Now that you've completed this activity book, you have all the tools to stay safe online and help others do the same!

## Share Your Knowledge:

- Teach your friends about strong passwords
- Help family members spot phishing
- Be a role model for online safety
- Keep learning and practicing your skills

**Remember:** Being a Cyber Superhero means staying alert, being kind, and always asking for help when you need it. You've got this!

# About CSNP

"Making cybersecurity knowledge accessible to everyone through education, community, and practical resources."

**Business & Non-Profit Security**

**Family Cybersecurity**

**Kids Safety**

**Senior Digital Safety**

**Women's Security**

**Parents & Educators**

---

**Everything we offer is completely free!**

Website: **[cspan.org](https://cspan.org)** | Resources: **[cspan.org/resources](https://cspan.org/resources)**